



2024 Cafe Chairs Collection





Conor

Designed for comfort. Conor features an aluminum or steel frame, high density foam formed seats, nylon floor glides, choice of fabric and powder coat.

Options: adjustable glides and woodgrain powder coat finish.



Conor
18.5"(W) x 22"(D) x 32"(H)



Conor with Arms
25"(W) x 24"(D) x 33"(H)







Orion

Designed for comfort. Orion features an aluminum or steel frame, high density foam formed seats, nylon floor glides, choice of fabric and powder coat.

Options: adjustable glides and woodgrain powder coat finish.



Orion
27"(W) x 25"(D) x 35"(H)



Orion Curved Arms
24"(W) x 24"(D) x 31.5"(H)



Orion Open
26"(W) x 26.5"(D) x 36.5"(H)





Solara

Designed for comfort. Solara features an aluminum or steel frame, high density foam formed seats, nylon floor glides, choice of fabric and powder coat.

Options: adjustable glides and woodgrain powder coat finish.



Solara
19.5"(W) x 24"(D) x 36"(H)



Solara with Arms
23"(W) x 25"(D) x 36"(H)



Solara Stool
17.5"(W) x 21.5"(D) x 42.5"(H)





Astraed

Designed for comfort. Astraed features an aluminum or steel frame, high density foam formed seats, nylon floor glides, choice of fabric and powder coat.

Options: adjustable glides and woodgrain powder coat finish.



Astraed

18.5"(W) x 23"(D) x 34"(H)



Astraed with Arms

24"(W) x 23"(D) x 34"(H)





Neptune

Designed for comfort. Neptune features an aluminum or steel frame, high density foam formed seats, nylon floor glides, choice of fabric and powder coat.

Options: adjustable glides and woodgrain powder coat finish.



Neptune
18.5"(W) x 24"(D) x 35.5"(H)



Neptune with Arms
23"(W) x 19.5"(D) x 35.5"(H)



Neptune Stool
17.5"(W) x 21.5"(D) x 42.5"(H)





Zephyr

Designed for comfort. Zephyr features an aluminum or steel frame, high density foam formed seats, nylon floor glides, choice of fabric and powder coat.

Options: adjustable glides and woodgrain powder coat finish.



Zephyr

18.5"(W) x 22.5"(D) x 34.5"(H)



Zephyr with Arms

22.5"(W) x 22.5"(D) x 34.5"(H)



Zephyr Stool

17.5"(W) x 21.5"(D) x 41.5"(H)





Mercury

Designed for comfort. Mercury features an aluminum or steel frame, high density foam formed seats, nylon floor glides, choice of fabric and powder coat.

Options: adjustable glides and woodgrain powder coat finish.



Mercury

18.5"(W) x 24"(D) x 32"(H)





Atlas

Designed for comfort. Atlas features an aluminum or steel frame, high density foam formed seats, nylon floor glides, choice of fabric and powder coat.

Options: adjustable glides and woodgrain powder coat finish.



Atlas

21.5"(W) x 22"(D) x 31.5"(H)



Larissa

Designed for comfort. Larissa features an aluminum or steel frame, high density foam formed seats, nylon floor glides, choice of fabric and powder coat.

Options: adjustable glides and woodgrain powder coat finish.



Larissa
17.5"(W) x 21.5"(D) x 32"(H)



Larissa Curved
20"(W) x 23"(D) x 34"(H)





Castor

Designed for comfort. Castor features an aluminum or steel frame, high density foam formed seats, nylon floor glides, choice of fabric and powder coat.

Options: adjustable glides and woodgrain powder coat finish.



Castor
17"(W) x 22.5"(D) x 32"(H)



Castor with Arms
23"(W) x 24.5"(D) x 34.5"(H)



Castor Sofa
49.5"(W) x 27.5"(D) x 34.5"(H)



Castor Stool
17"(W) x 21.5"(D) x 42.5"(H)





Aries

Designed for comfort. Aries features an aluminum or steel frame, high density foam formed seats, nylon floor glides, choice of fabric and powder coat.

Options: adjustable glides and woodgrain powder coat finish.



Aries
17" (W) x 21.5" (D) x 31" (H)



Aries Stool
17" (W) x 21" (D) x 41" (H)





Ophelia

Designed for comfort. Ophelia features an aluminum or steel frame, high density foam formed seats, nylon floor glides, choice of fabric and powder coat.

Options: adjustable glides and woodgrain powder coat finish.



Ophelia
17.5"(W) x 19"(D) x 33.5"(H)



Ophelia Curved
17.5"(W) x 18.5"(D) x 30.5"(H)



Ophelia Stool
17.5"(W) x 21"(D) x 45"(H)





Portia

Designed for simplicity. Portia features an aluminum or wood frame, added cushion, nylon floor glides, choice of fabric and powder coat.

Options: adjustable glides.



Portia

18" (W) x 17.5" (D) x 35.5" (H)





Stella

Designed for comfort. Stella features an aluminum or steel frame, high density foam formed seats, nylon floor glides, choice of fabric and powder coat.

Options: adjustable glides and woodgrain powder coat finish.



Stella
16"(W) x 18"(D) x 36"(H)



Stella in Steel
16"(W) x 18"(D) x 36"(H)





Libra

Designed for simplicity. Libra features an aluminum or steel frame, nylon floor glides, choice of powder coat.

Options: adjustable glides.



Libra

17"(W) x 17.5"(D) x 33"(H)





Sky

Designed for simplicity. Sky features a PC plastic frame and nylon floor glides.

Options: adjustable glides.



Sky

14" (W) x 18" (D) x 35.5" (H)



Sky Stool

14" (W) x 19" (D) x 47" (H)





Vega

Designed for simplicity. Vega features a bent plywood shell, steel legs, nylon floor glides, and choice of laminate.

Options: adjustable glides.



Vega



18"(W) x 19"(D) x 33"(H)



Vega Stool


16.5"(W) x 16.5"(D) x 41"(H)






Jupiter


Designed for comfort. Jupiter features a high resilient foam seat and back, wood frame, nylon floor glides, and choice of fabric.



Jupiter
60-120"(W) x 22"(D) x 41"(H)



Jupiter L-Shape
60-120"(W) x 22"(D) x 41"(H)



Standard Powder Coat Colors



Woodgrain Finish





Fabric Options

We offer a variety of fabric options from Culp, Stinson, Momentum, and Mayer Fabrics. For more information on what each brand offers, please visit [our website](#).

CULP

Stinson[®]

SEE / SAMPLE / SPEC



MOMENTUM

TEXTILES & WALLCOVERING

MAYER FABRICS



Aura Seating Hospitality

(310) 373-0129

sales@auraseating.com

23896 Madison St.

Torrance, CA 90505

www.auraseating-hospitality.com